



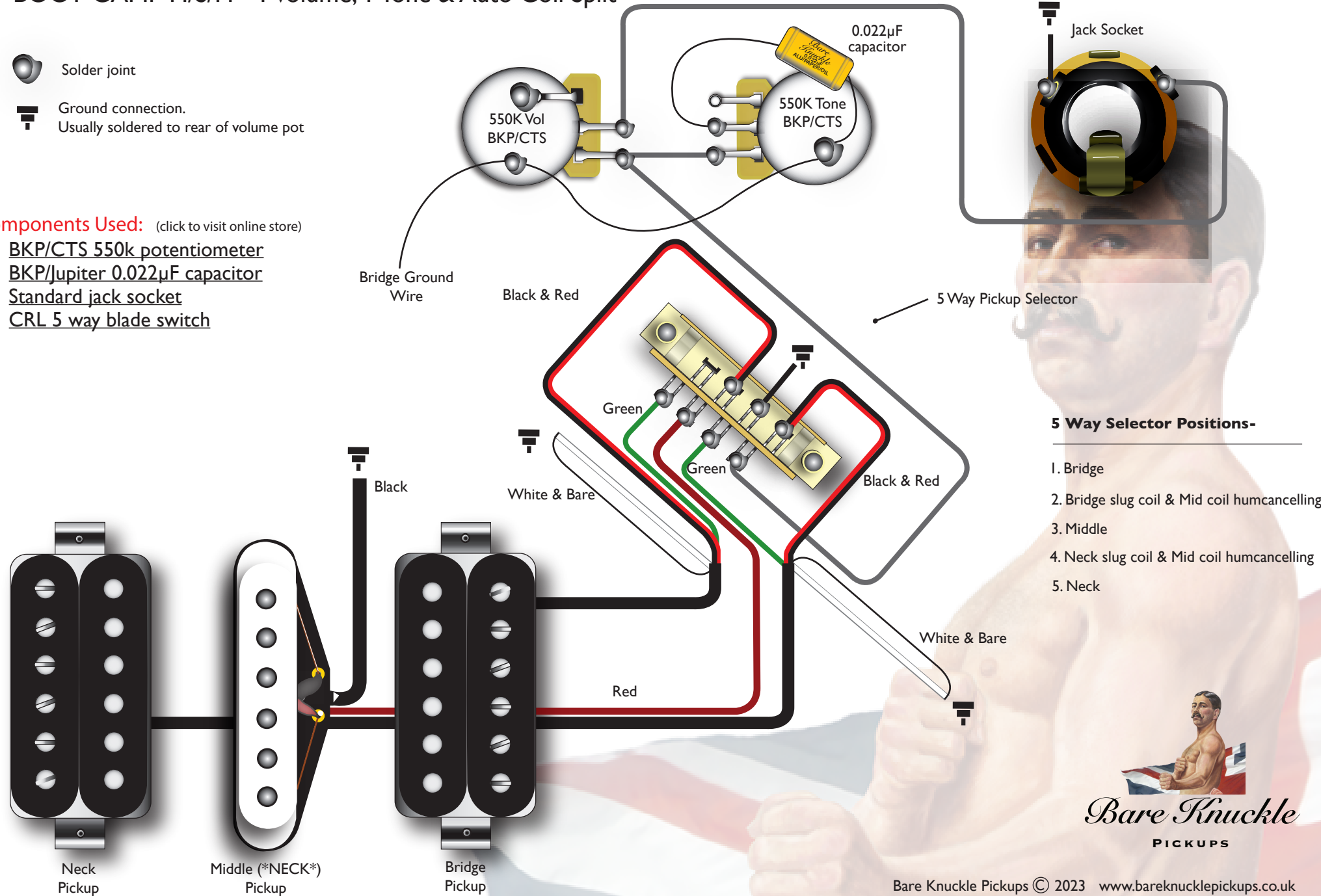
# BOOT CAMP H/S/H - I Volume, I Tone & Auto Coil Split

Key

-  Solder joint
-  Ground connection. Usually soldered to rear of volume pot

**Components Used:** (click to visit online store)

- [BKP/CTS 550k potentiometer](#)
- [BKP/Jupiter 0.022µF capacitor](#)
- [Standard jack socket](#)
- [CRL 5 way blade switch](#)



## 5 Way Selector Positions-

1. Bridge
2. Bridge slug coil & Mid coil humcancelling
3. Middle
4. Neck slug coil & Mid coil humcancelling
5. Neck



*Bare Knuckle*  
PICKUPS

Bare Knuckle Pickups © 2023 [www.bareknucklepickups.co.uk](http://www.bareknucklepickups.co.uk)

\*This setup requires you to use a Boot Camp Neck coil in the middle position